




PORTA ROMANA



3, French Brass

WM38 RUNES MIRROR

DIAMETER
DEPTH

40 ³/₄"
1 ¹/₂"

1035mm
35mm

FIXING METHOD

Key hole fixings

FINISHES

1 Bronzed/2 Burnt Silver/3 French Brass/4 Slate
Custom finishes available

REQUIRES DEDICATED CARRIER

REQUIRES CRATE FOR ALL OVERSEAS DESTINATIONS

CONSTRUCTED FROM

Cast composite with decorative finish and mirror glass

NET WEIGHT

30 ¹/₂ lb

13.8kg